









Report for Surgery Signposters





1. How are you today? (past 24 hours)

	None 	A little 	Quite a lot 	Extreme 	Responses
Pain or discomfort	5 50.0%	2 20.0%	3 30.0%	0 0.0%	10
Feeling low or worried	2 28.6%	1 14.3%	3 42.9%	1 14.3%	7
Limited in what I can do	2 25.0%	2 25.0%	2 25.0%	2 25.0%	8
Require help from others	3 37.5%	2 25.0%	2 25.0%	1 12.5%	8
Average %	36.4%	21.2%	30.3%	12.1%	


2. Health Confidence How much do you agree:

	Strongly agree 	Agree 	Not sure 	Disagree 	Responses
I know enough about my health	3 33.3%	6 66.7%	0 0.0%	0 0.0%	9
I can look after my health	2 25.0%	3 37.5%	3 37.5%	0 0.0%	8
I can get the right help if I need it	2 25.0%	4 50.0%	2 25.0%	0 0.0%	8
I am involved in decisions about me	2 33.3%	3 50.0%	1 16.7%	0 0.0%	6
Average %	29.0%	51.6%	19.4%	0.0%	

3. Personal wellbeing How much do you agree:

	Strongly agree 	Agree 	Not sure 	Disagree 	Responses
I am satisfied with my life	4 57.1%	0 0.0%	0 0.0%	3 42.9%	7
What I do in my life is worthwhile	3 42.9%	2 28.6%	1 14.3%	1 14.3%	7
I was happy yesterday	2 25.0%	2 25.0%	1 12.5%	3 37.5%	8
I was NOT anxious yesterday	4 66.7%	0 0.0%	0 0.0%	2 33.3%	6
Average %	46.4%	14.3%	7.1%	32.1%	

4. How are we doing today?

	Excellent 	Good 	Fair 	Poor 	Responses
Treat me kindly	6 85.7%	1 14.3%	0 0.0%	0 0.0%	7
Listen and explain	6 85.7%	1 14.3%	0 0.0%	0 0.0%	7
See you promptly	6 85.7%	1 14.3%	0 0.0%	0 0.0%	7
Well organised	6 85.7%	1 14.3%	0 0.0%	0 0.0%	7
Average %	85.7%	14.3%	0.0%	0.0%	

5. What age group are you?

Value	Percent		Count
40-59	44.4%		4
60-79	33.3%		3
80 or over	22.2%		2
Total			9

6. Are you (the patient) male or female?

Value	Percent		Count
 Female	100.0%		8
Total			8


7. Are you a carer?

Value	Percent		Count
Yes	25.0%		2
No	75.0%		6
Total			8

8. Where were the Surgery Signposters you have seen?

Value	Percent		Count
Gosport	20.0%		2
Testing/training	80.0%		8
Total			10

9. Have you used the Surgery Signposter service before?

Value	Percent		Count
No	100.0%		8
Total			8